

GEN. ST.	01	02	03	04	05	06	07	08	0D	50	60	70	80	90																	
INT. ST.	10	11	12	13	14	18	20	31	32	33	34	38	39	40	42	43	44	45	46	48	56	70	72	73	75	76	81	82	83	84	88

REV.	DATE	DESCRIPTION	BY	C'K'D'
A	2001-09-14	CONVERSION REVISION 03	KN	
B	2002-10-16	B20174	MF	
C	2005-11-22	105-0241	ALEX B	BKP
D	2006-08-08	106-0144	ALEX B	BKP

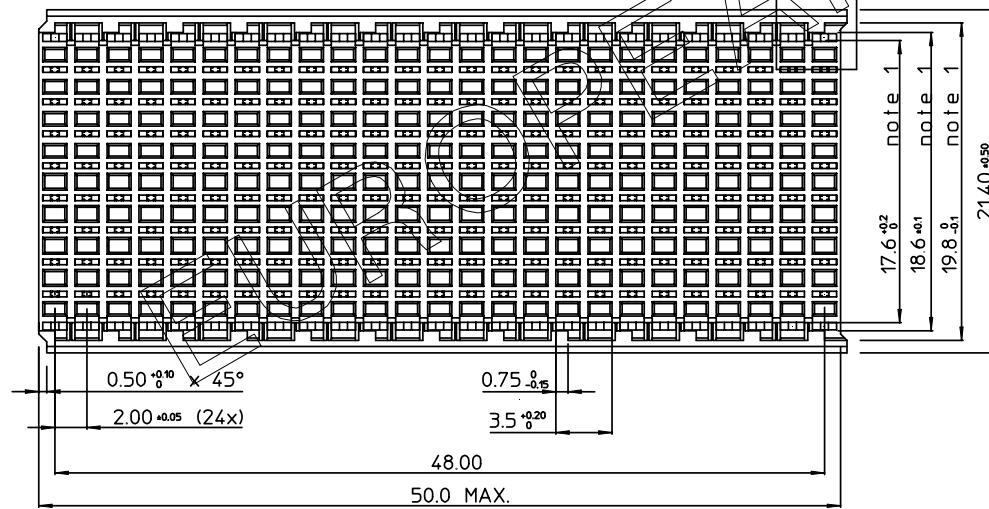
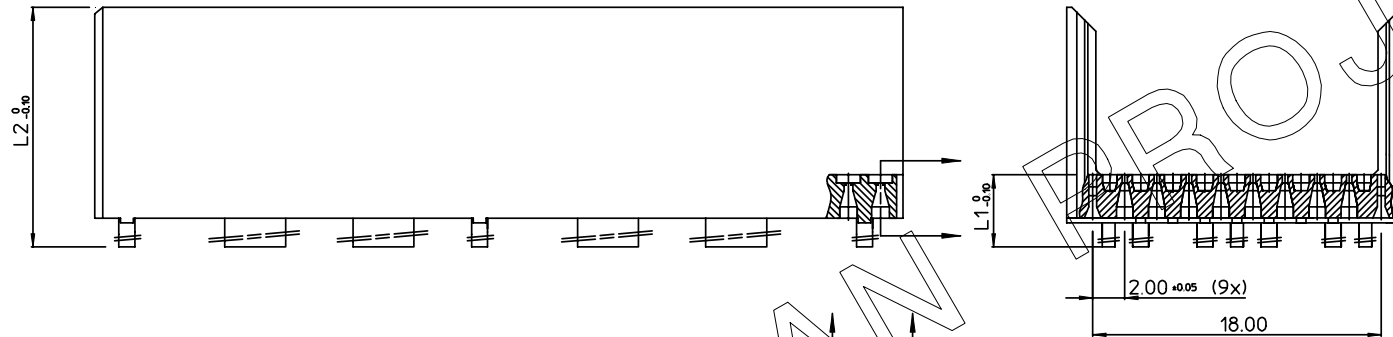
- NOTES:
1. MEASURED AT THE BOTTOM
 2. MATERIAL: GLASSREINFORCED POLYESTER UL94 - V0
 3. THE 'LF' PRODUCT MEETS EUROPEAN UNION DIRECTIVES AND OTHER COUNTRY REGULATIONS AS DESCRIBED IN GS-22-008.
 4. PARTS WITH AND WITHOUT SUFFIX LF TO THE PRODUCT PART NUMBER ARE IDENTICAL IN FORM, FIT AND FUNCTION. LF SUFFIX IS ADDED TO THE PART NUMBER OF THIS PRODUCT TO HAVE UNIFORM IDENTIFICATION OF ALL RoHS COMPATIBLE PRODUCTS.

ABRIDGED
CAT No MARKED

RoHS COMPATIBLE
(DIGIT 11 & 12)

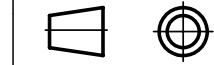
HM2H88P1--LF

STANDOFF HEIGHT INDICATOR



PART NUMBER	L1	L2	
HM2H88P1LF	3.0	13.45	AVAILABLE
HM2H88P109LF	3.9	14.35	AVAILABLE
HM2H88P111LF	4.1	14.55	AVAILABLE
HM2H88P115LF	4.5	14.95	AVAILABLE
HM2H88P117LF	4.7	15.15	AVAILABLE
HM2H88P119LF	4.9	15.35	AVAILABLE

1DEC ±0,2 2DEC ±0,1 ANGLES ±1°	APPR.	DATE	SIGN.	MPACS 8+2R SHROUD TYPE E
	DRAFT	1997-05-13	M.Fret	CAT. No. HM2H88P1--LF
	CHECKED			
WE RESERVE THE RIGHT TO CHANGE DIMENSIONS OR REQUIREMENTS WITHOUT PRIOR NOTICE.	PROD. MGR.			www.fcjconnect.com
	PR. ENG. MGR.			
	PR. MGT. MGR.			SCALE 3/1



REFERENCES